

ENGINE POWERED ROUGH TERRAIN SCISSOR LIFTS

1623RD (5389RD)

Compliant with CE/ANSI/EAC/AS standards

PRODUCT HIGHLIGHTS

Excellent Performance

- Powerful platform capacity for unprecedented efficiency
- Two-way extendable platform, spacious working platform
- Wide-angle tilt, one-click outrigger leveling

Strong Off-Road Performance

- Stable movement, copes well with potholed ground

Easy Maintenance

- Integrated pipeline assembly, convenient for troubleshooting
- Double-door design for easy maintenance, spacious area for maintenance
- Drawer-type engine compartment, easy maintenance



Standard Features		
4 WD × 2 WS	Forklift pockets and lifting points	Proportional control
Manual storage box	Flashing beacon	Emergency lowering system
Emergency stop	Electrophoretic painting	Tilt protection system
Foldable guardrail	Non-marking tires	Trackunit connector
Overload sensing system	Oscillating axle	Fault diagnosis system
White noise alarm	Dual extension deck	Pipe rack ready
Options & Accessories		
AC power to platform	EQSS/Protector	Pipe racks
Platform work light	Battery isolator	



HONEST, RELIABLE & REACTIVE
SOLUTIONS FOR WORKING AT HEIGHT



CONTACT US

- ☎ 0800 865 4455
- ✉ info@hiresafesolutions.com
- 🌐 www.hiresafesolutions.com

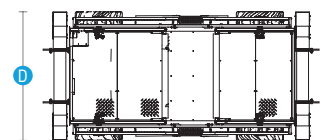
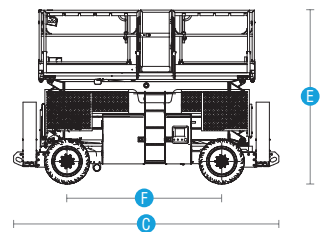
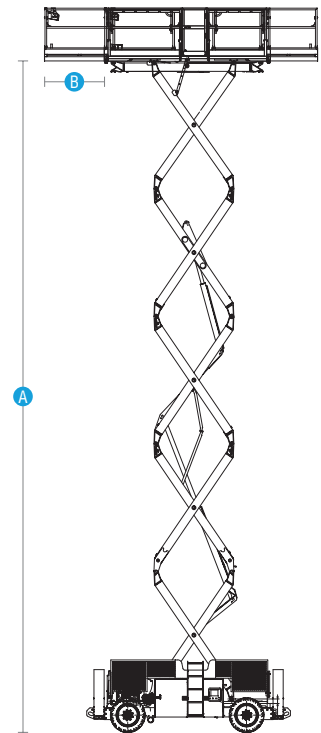


ENGINE POWERED ROUGH TERRAIN SCISSOR LIFTS

1623RD (5389RD)

Compliant with CE/ANSI/EAC/AS standards

Model	1623RD (5389RD)
Dimensions	
Max Working Height	18.2 m (59'8.5")
A Max Platform Height	16.2 m (53'1.8")
B Max Horizontal Reach	1.5 m/1.2 m (4'11.1"/3'11.2")
C Length-Stowed (With/Without outriggers)	4.88 m (16')
D Width-Stowed	2.28 m (7'5.7")
E Height-Stowed (Rails Folded)	2.44 m (8')
E Height-Stowed (Rails Unfolded)	3.21 m (10'6.3")
F Wheelbase	2.84 m (9'3.8")
Ground Clearance	0.36 m (1'2.2")
Platform Size (L×W×H)6.5 m Platform	3.96 m×1.82 m×1.1 m (13'×6'×3'7")
Platform Size (L×W×H)7.4 m Platform	4.84 m×1.82 m×1.1 m (15'10.6"×6'×3'7")
Performance	
Platform Capacity	680 kg (1,499 lbs)
Extension Platform Capacity	227 kg (500 lbs)
Max Platform Occupants (Indoor/Outdoor)	4 Persons/4 Persons
Drive Speed (Stowed)	0~6.1 km/h (0~3.8 mph)
Drive Speed (Raised)	0~1.1 km/h (0~0.68 mph)
Lift Time (Unloaded)	70 s~90 s
Lower Time (Unloaded)	45 s~55 s
Gradeability	40%
Tilt Rating (Front-to-back)	3°
Tilt Rating (Side-to-side, outriggers retracted/deployed)	2°/0.8°
Max Outrigger Levelling (Front-to-back)	7°
Max Outrigger Levelling (Side-to-side)	12°
Turning Radius (Inside/Outside)	2.2 m/5.3 m (7'2.6"/17'4.7")
Tire Spec/Type	315/55D20/foam-filled
Power	
Drive × Steer	4WD×2WS
Engine	Yanmar 4TNV88-BDFLTC 34.5kW (China 3)
Hydraulic Tank Capacity	140L (30.8 gal (UK)/37 gal (US))
Fuel Tank Capacity	110L (24 gal (UK)/29 gal (US))
Battery	12 V, 110 Ah
System Voltage	12 VDC
Weight	
Weight	8,780 kg (19,357 lbs)
Standards Compliance	CE/ANSI/EAC/AS



We reserve the right to make specification. The above represents the current specifications at time of publications. 07. 2023



HONEST, RELIABLE & REACTIVE
SOLUTIONS FOR WORKING AT HEIGHT



CONTACT US

- ☎ 0800 865 4455
- ✉ info@hiresafesolutions.com
- 🌐 www.hiresafesolutions.com

