

Specifications*



PERFORMANCE

Working height, max.	35,00 m
Horizontal outreach with 250 kg	16,90 m
Horizontal outreach with 80 kg	19,90 m
Basket capacity	250 kg
Movable jib	180°
Basket rotation	180°
Turret rotation	450°
To be jacked up on ground slope of	16,7°/30,0 %
Height and width track adjustment	22/19 cm
Gradeability, max.	16,7°/30,0 %
Slope angle	21,0°/38,0 %
Travel speed	4,0 km/h

MEASUREMENTS

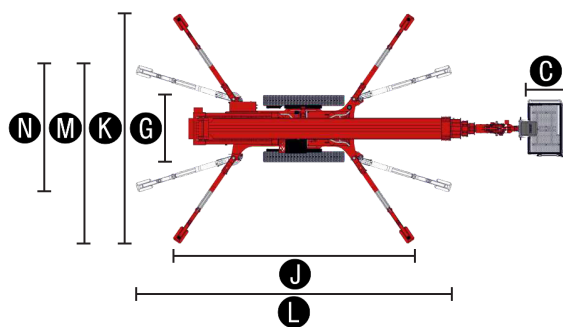
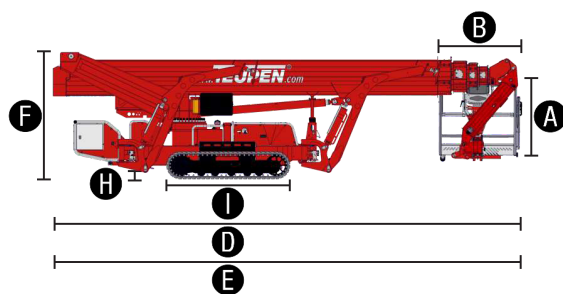
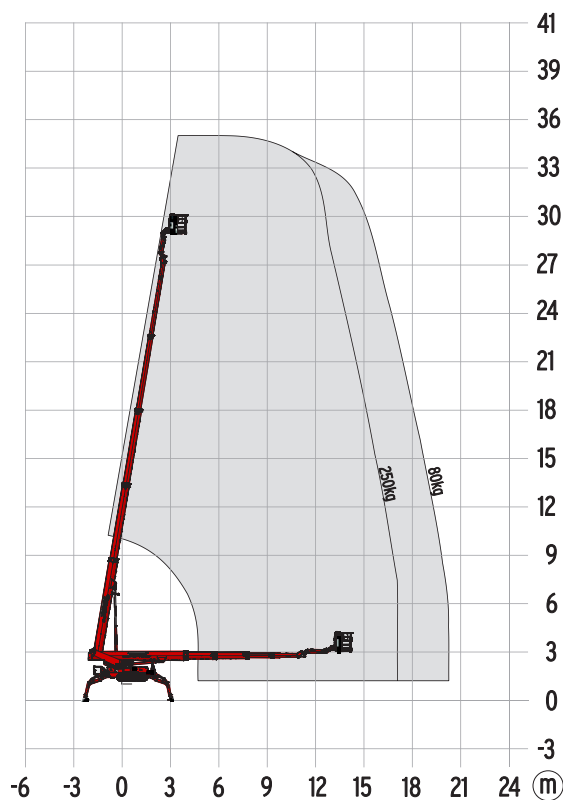
Platform height (A)	1,10 m
Platform length (B)	1,20 m
Platform width (C)	0,80 m
Length, overall (D)	7,50 m
Length without basket (E)	7,50 m
Height, travel position (F)	1,98 m
Width, minimal overall width (G)	1,58 m
Ground clearance, max. (H)	0,43 m
Track (L x W) (I)	1,92 m x 0,25 m
Length outrigger footprint standard (J)	5,52 m
Width outrigger footprint standard (K)	5,56 m
Length footprint one side narrow (L)	7,51 m
Width footprint one side narrow (M)	4,27 m
Width footprint both sides narrow (N)	2,98 m
Outrigger plate (L x W)	0,31 m x 0,22 m

WEIGHT

Total weight	6000 kg
Live load in travelling position	5,21 kN/m ²
Live load in working position	2,21 kN/m ²
Point load per outrigger plate, max.	44,00 kN*

POWER

Standard power sources (electric and combustion engine)	1) Electric: 230 V, 12,9 A, 2,2 kW 2) Diesel: Kubota D 1305 (18,0 kW/24,47 hp)
Fuel tank capacity Diesel engine	48,0 l



*preliminary



Features*



CHASSIS

- Powerful track drive with hydraulic braking system
- Precise maneuvering over sensitive radio remote control
- White, non-marking rubber tracks with specially arranged profile providing optimum grip
- Hydraulically height- und width-adjustable track chassis

STABILISATION

- Fully-hydraulic, automatic levelling system with outrigger setup monitoring
- Variable outrigger system with one-side or both-sides narrow setup option

BOOM SYSTEM

- Special profiles made of high-strength steel
- All functions are available from one control panel
- Electric-proportional controls with intuitive operator guidance
- Robust, lockable control panel with integrated operation and display function
- Self-levelling platform with electro-hydraulic levelling system
- 180° basket rotation
- Boom rotation via high-performance slew ring, worm gear and hydraulic motor

POWER

- 230 V electric motor (EU)
- Kubota 1305 EJB Diesel engine (18,0 kW/24,47 hp)
- Start-Stop switch of combustion engine in the basket

PRODUCTIVITY, SAFETY, QUALITY

- Hydraulic emergency lowering via electric pump
- 230 V (EU) power outlet in the basket
- Modular basket with basket changing system, eyelets for safety belts and tool tray
- Cables and hoses are safely routed through the boom structure
- Biodegradable hydraulic oil
- High-quality paint in RAL 3020 (red)
- Lock valves - hydraulic return valves directly on all hydraulic cylinders
- Relief valves protecting the hydraulic system from too high pressures
- Protective covers for oil-tank, emergency controls and connecting cables and hoses
- Hour meter
- Fuzzy IV control technology

**preliminary*

CONFIGURATION REDLINE

- Kubota D1305 EJB Diesel engine (18,0 kW/24,47 hp)
- Automatic boom function cut off by a monitoring system of the access stair locking system.
- Coming Home & Memory Function
- Treecare package, consisting of:
 - Protective cover over control box
 - Protective cover over hydraulic and fuel tank
 - Covers on piston rod (outrigger/stabiliser) cylinders
- Hydraulically height- und width-adjustable track chassis
- Outrigger pad (340 x 850 x 75 mm)
- Additional display in the control box

OPTIONS

- Custom paintwork, one colour, according to RAL scheme (except metallic coatings, signal- or special colors)
- Custom paintwork, two colours, according to RAL scheme (except metallic coatings, signal- or special colors)

ACCESSORIES

- Safety harness
- Track mat (2000 x 800 x 15 mm)
- 2 protective track covers, made of high-quality polypropylene fabric
- Lifting device (300 kg load capacity). This option can only be ordered in combination with the automatic boom function cut off.
- 2 LED headlights 10-30 V on engine unit
- Lighting package 1:
 - 2 LED headlights on engine unit
 - 2 LED headlights on the turn table
- Lighting package 2:
 - 2 flashlights on each outrigger
 - 3 flashlights on the turn table
 - 3 flashlights on the basket
- Lighting package 3:
 - 2 LED headlights in the basket

