










Self-Propelled Scissor Lifts

GS™ -1532 & GS™ -1932

Specifications

MODEL	GS™-1532		GS™-1932	
Measurements	Metric	US	Metric	US
Working height maximum*	6.57 m	21 ft	7.79 m	25 ft
 Platform height maximum	4.57 m	15 ft	5.79 m	19 ft
 Platform length - outside	1.63 m	5 ft 4 in	1.63 m	5 ft 4 in
extended	2.54 m	8 ft 4 in	2.54 m	8 ft 4 in
Slide-out platform extension deck	0.91 m	3 ft	0.91 m	3 ft
 Platform width - outside	0.74 m	2 ft 5 in	0.74 m	2 ft 5 in
Guardrail height:	1.10 m	3 ft 7 in	1.10 m	3 ft 7 in
Toeboard height	0.15 m	6 in	0.15 m	6 in
 Height - stowed: fixed rails	1.96 m	6 ft 5 in	2.00 m	6 ft 7 in
folding guardrails	2.03 m	6 ft 8 in	2.11 m	6 ft 11 in
rails folded	1.73 m	5 ft 8 in	1.75 m	5 ft 9 in
 Length - stowed	1.83 m	6 ft	1.83 m	6 ft
Length - stowed extended	2.74 m	9 ft	2.74 m	9 ft
 Width	0.81 m	2 ft 8 in	0.81 m	2 ft 8 in
 Wheelbase	1.32 m	4 ft 4 in	1.32 m	4 ft 4 in
 Ground clearance - centre	0.06 m	2.4 in	0.06 m	2.4 in
 - with pothole guards deployed	0.02 m	0.75 in	0.02 m	0.75 in

Productivity

Maximum platform occupancy - indoor	2		2	
Maximum platform occupancy - outdoor	1		1	
Lift capacity	272 kg	600 lbs	227 kg	500 lbs
Drive speed - stowed	4.0 km/h	2.5 mph	4.0 km/h	2.5 mph
Drive speed - raised	0.8 km/h	0.5 mph	0.8 km/h	0.5 mph
Gradeability**	30%		30%	
Turning radius - inside	zero		zero	
- outside	1.55 m	5 ft 1 in	1.55 m	5 ft 1 in
Raise / lower speed	16 / 29 sec	16 / 29 sec	16 / 25 sec	16 / 25 sec
Controls	proportional		proportional	
Drive	dual front wheel		dual front wheel	
Multiple disc brakes	dual rear wheel		dual rear wheel	
Tyres - solid non-marking	30 x 11 x 20 cm	12 x 4.5 x 8 in	30 x 11 x 20 cm	12 x 4.5 x 8 in

Power

Power source	24 V (four 6 V 225 Ah batteries)		24 V (four 6 V 225 Ah batteries)	
Hydraulic system capacity	14.2 L	3.75 gal	14.2 L	3.75 gal

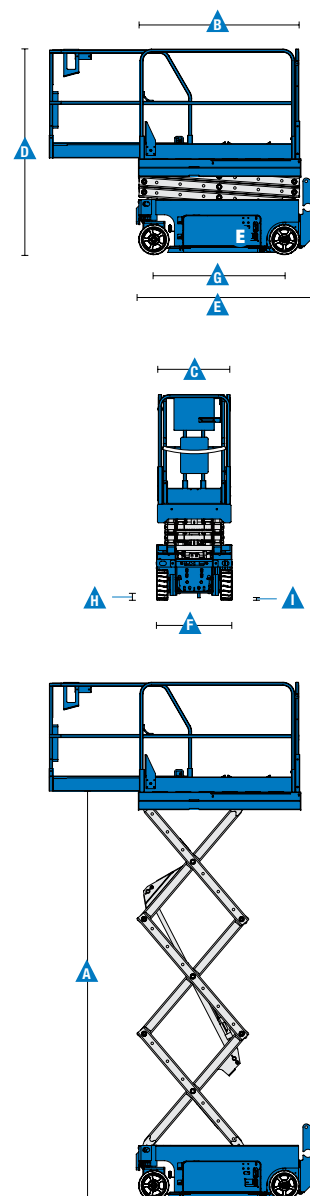
Weight***

	1,238 kg	2,729 lbs	1,500 kg	3,307 lbs
--	----------	-----------	----------	-----------

Standards Compliance

CE EN280, PB-10-611-03, AS 1418.10

* The metric equivalent of working height adds 2 m to platform height. U.S. adds 6 ft to platform height.
 ** Gradeability applies to driving on slopes, see Operator's Manual for details regarding slope ratings.
 *** Weight will vary depending on options and/or country standards.



Self-Propelled Scissor Lifts

GS™ -1532 & GS™ -1932

Features

Standard Features

Measurements

GS™ -1532

- 6.57 m (21 ft) working height
- Up to 272 kg (600 lb) lift capacity

GS™ -1932

- 7.79 m (25 ft) working height
- Up to 227 kg (500 lb) lift capacity

Productivity

- 1.63 m x 0.74 m (5 ft 4 in x 2 ft 5 in) steel platform
- Folding rails with half-height swing gate
- 0.91 m (3 ft) extension deck
- Dual front wheel drive
- Proportional lift and drive
- 30% gradeability
- Platform control with battery charge indicator and diagnostic display
- Manual platform lowering valve
- Emergency stop at both platform and ground controls
- Rear wheel multiple disc brakes
- Front wheel hydraulic dynamic braking
- Manual brake release
- Solid non-marking tyres
- Pothole guards
- Tilt alarm
- Descent alarm
- Electronic horn
- Hour meter
- Dual flashing beacons
- Motion alarm

Power

- 24 V DC (four 6 V 225 Ah batteries)
- Universal 20 amp smart charger

Options & Accessories

Productivity

- Platform swing gate, half height
- Air line to platform
- Platform work lights
- Automotive horn

Power Options

- Maintenance-free batteries
- 240 V power to platform

